

# B6 OMNIDIRECTIONAL LAVALIER MICROPHONE



Supplied with carrying case, black and white cable clips, wind screen, and 3 protective caps.

Only one tenth of an inch in diameter, the B6 is the smallest lavalier in the world and outperforms microphones many times its size.

The changeable protective caps provide moisture resistance and color options and let you shape the frequency response for different situations or to match other microphones.

With exceptionally low handling noise and rugged construction, the B6 is the ideal choice for theater, broadcast, churches, and general lavalier applications.

### Unobtrusive

Smaller than the cable of other lavaliers, the B6 is easily hidden in hair or on costumes, or glued to a performer's face. The B6 comes in six colors to match clothing, hair, and skin tones, or use a felt tip marker to color the white caps for near-perfect concealability. Never suffer the hassle and degraded sound quality of under-clothing miking again.

### Versatile

Changeable protective caps let you shape the frequency response for different situations or to match other microphones. Versions available for different speaking or singing styles, with up to 140 dB SPL capability.

### Rugged and Reliable

The B6 is exceptionally resistant to makeup, sweat and moisture when used with the supplied protective caps and is well-suited to use in hair or on the body. The protective caps are easily removed for cleaning or replacement when clogged with makeup. The Kevlar-reinforced cable gives it world-class survivability.

### Exceptional Sound Quality

The highest-quality audio available in a lavalier mic. Low distortion at SPL up to 150 dB on 48 V Phantom Power. The Kevlar cable and ultra-thin diaphragm combine to set a new standard for low handling noise. Excellent rejection of surrounding noise.

**Frequency Response** : 20 Hz to 20 kHz  
**Operating Current** : 500  $\mu$ A  
**Operating Voltage** : 1 to 2 Volts  
**Power Supply Voltage** :  
+3 V with 2.7 kOhm Load  
+5 V with 6.8 kOhm Load  
+9 V with 15 kOhm Load  
**Weight** : .07 oz (2 grams)

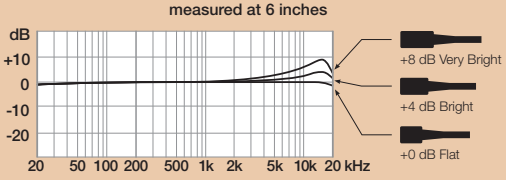
The B6 lavalier is available in three sensitivities:

**B6W4**  
standard (-0 dB, gray band) for most uses  
**Sensitivity**: 7.0 mV/Pascal  
**Equivalent Acoustic Noise**: 24 dBA SPL  
**Overload Sound Level**: 120 dB SPL

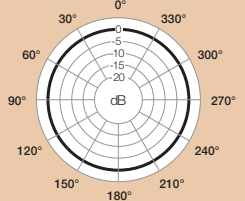
**B6W5**  
low (-10 dB, red band) head mic for theater  
**Sensitivity**: 2.0 mV/Pascal  
**Equivalent Acoustic Noise**: 29 dBA SPL  
**Overload Sound Level**: 130 dB SPL

**B6W6**  
very low (-20 dB, blue band) mic near user's mouth  
**Sensitivity**: 0.70 mV/Pascal  
**Equivalent Acoustic Noise**: 39 dBA SPL  
**Overload Sound Level**: 140 dB SPL


### How Caps Change Frequency Response



### 1 kHz Polar Response

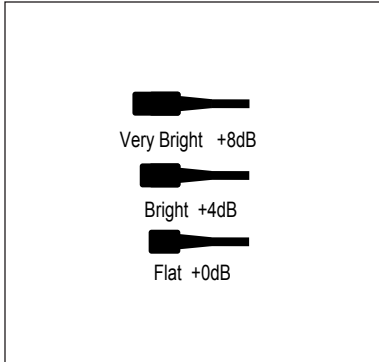


# B6 Lavalier: Frequently Asked Questions



## How do I choose the right color for my skin tone?


Tan is the most popular color choice, because it works perfectly for average Caucasian skin tones, as well as olive complexions. Light beige works well in theatrical applications due to its slightly pink undertone, which is also appropriate for extremely fair skin. Cocoa is the ideal choice for African American skin tones ranging from very light to chocolate, and black is appropriate for extremely dark skin, or for situations where you want the mic to be visible. When in doubt, choose the darker option. That's because a mic that's too light can resemble a scar or blemish, while a mic that's slightly darker than the background tends to blend much better and draws less attention.



## Which cap should I use?

The B6 lavalier should always be used with a protective cap in place to keep sweat, makeup and other foreign material out of the microphone. The three omni caps each have a different high frequency response characteristic that controls the amount of "crispness" or "sibilance" (response at 15 kHz). To identify caps, compare size to the drawings.

The omni ships with the +4 dB protective cap fitted to the mic. We have found that this cap's frequency response meets the needs of the majority of users, providing a slightly increased response in the 15 kHz range. This will boost the perceived amount of "presence" in your sound, while leaving the lower frequencies unchanged. If you experience problems with high-frequency feedback, you should switch to the 0 dB cap.



## Which sensitivity should I choose?

Making a microphone more sensitive to catch soft sounds means it will overload sooner for loud sounds. Because sound pressure levels vary between individuals and applications, we provide three sensitivities with three overload or clipping characteristics.

- The most sensitive (W4, gray band) is for general speaking, such as presentations or sermons, where the mic is positioned on the chest or lapel
- The middle sensitivity (W5, red band) is ideal for use as a head mic in theater
- The least sensitive mic (W6, blue band) with the highest overload sound level is a good choice for applications where the microphone will be positioned near the user's mouth.